



Cultural Site Fact Sheet

Cultural site name	MUSEUM OF SAN MATTEO
Type of site	Museum
Address	Piazza San Matteo in Soarta
City	Pisa
Contacts	drm-tos.museosanmatteo@cultura.gov.it Phone +39 050 541865
Website	https://museitoscana.cultura.gov.it/luoghi_della_cultura/museo_nazionale_di_san_matteo/
WCAG 2.1 compliant accessible website	YES

TESTED BY: [Handy Superabile Social Promotion Association](#) in summer 2024

Please note The following information refers to the date of verification shown at the bottom of each sheet. **The Association** is not responsible for any significant changes made by the property after the visit.

Summary

Cultural Site Sheet.....	1
Description.....	2
Arrival at the property.....	3
Private/public parking.....	3
Route from the car park to the entrance	3
Reception and reception	4
Itineraries	6
Services	12
Additional elements.....	12
Toilets for guests with reduced mobility	12
Medical practices/healthcare facilities.....	13

Project carried out with the contribution of the





Description

The name of the Museum derives from the Monastery of the Benedictine nuns of San Matteo, transformed in 1946 into a place for the conservation and exhibition of state works of art from ecclesiastical contexts.

Of the ancient medieval monastery (eleventh century) today only some of the original structures can be identified, mainly in the internal rooms.

In the mid-sixteenth century the convent underwent changes, as the date in the cloister reveals, to Tuscan columns and capitals in sandstone. The current neoclassical entrance façade to the museum, overlooking the Lungarno, probably dates back to the late eighteenth or early nineteenth century

General information

Opening and closing period	All year round
Times	From 9 am to 8 pm
Ticket cost	7 euros – free admission for the person with disabilities and the accompanying person
Online purchase	NO


Project carried out with the contribution of the





Arrival at the property

Private/public parking

Presence of private parking	NO
Public parking nearby	YES
Type of flooring in the public car park	asphalt
Presence of parking space reserved for people with disabilities	YES. 2 parking spaces in Piazza Mazzini, about 100 meters away
Eventual notes	
	2 reserved parking spaces in Piazza Mazzini

Route from the car park to the entrance

The property can be reached from the car park	Through sidewalks connected to the road surface, 100 meters from the entrance
There are indicators and tactile maps	NO
There is an accessible entrance	YES main entrance





How to access the site	<input checked="" type="checkbox"/> main entrance accessible via a threshold with a small step 2/3 cm high inside and outside
Useful width of door/entrance gate	Above 90 cm
Type of door	glass door, with 2 leaves that can be opened both by pulling and pushing
Type of handle	knob
	

Reception and Ticket Office

How to access	Ticket office and reception accessible from the level entrance; On the side of the entrance there are cloakrooms and toilets not accessible to wheelchair users but present, even if without a handle, along the museum route (see below).
Priority access for visitors with disabilities	YES
Orientation signs	<input checked="" type="checkbox"/> Signage with contrasting icons and colors to provide information on accessibility





	<input checked="" type="checkbox"/> Orientation signs according to the ISO23601 Safety Identification – Escape and Evacuation Plan Signs <input checked="" type="checkbox"/> directional signs placed at 140/170 cm with contrasting colors <input checked="" type="checkbox"/> Signs identifying rooms and paths placed at 140/170 cm with contrasting colors
Type of information material	<input type="checkbox"/> Braille guides <input type="checkbox"/> guides in large print <input type="checkbox"/> Facilitated Language Guides (AAC) <input checked="" type="checkbox"/> Touch audio guide <input type="checkbox"/> video guides in LIS or subtitles <input type="checkbox"/> tactile maps <input type="checkbox"/> QR code <input type="checkbox"/> imapp
A cloakroom accessible to visitors with motor disabilities is available	YES with lockers
Multilingual staff	YES
The staff followed a training course on welcoming people with different disabilities	NO
Presence of sign language interpreters	NO
Reception counter height	108 cm
The following aids are available for visitors with disabilities	<input type="checkbox"/> manual wheelchair <input type="checkbox"/> Crutches <input type="checkbox"/> Magnifier <input type="checkbox"/> Tablet with pre-installed app





<p>Eventual notes</p>	<p>Toilets at the side of the cloakroom not accessible</p>	

Itineraries

Presence of maps	YES
Tactile indicators and tactile maps	NO
Presence of didactic panels	YES
Video guides	NO
Touch models and touchable artworks/replicas	NO
Multimedia workstations accessible from a seated position	YES





<p>Routes dedicated to children</p>	<p>NO</p>
<p>Stopping points</p>	<p>YES</p>
<p>Route spread over several floors</p>	<p>YES 2 floors with upper floor reachable by elevator with useful door width 85 cm, width X cabin depth: 140 X 171 cm, height of the highest key internal keypad 110 cm in braille/relief</p>
<p>Piano terra</p> <p>Chiostrò</p> <p>Piazza San Matteo in Soarta</p> <p>Chiesa di San Matteo</p> <p>Lungarno Mediceo</p> <p>Fiume Arno</p>	<p>Primo piano</p>








<p>Usable width of door/entrance gate/corridors</p>	<p>Above 90 cm</p>
<p>Room Identification</p>	<p>by means of a sign placed 170 cm from the ground with black text on a white background or white on a dark grey background</p>
<p>Bulletin board/information panels and captions</p>	<ul style="list-style-type: none"> <input checked="" type="checkbox"/> captions placed 95 cm from the ground <input checked="" type="checkbox"/> Shadow-free fonts and serifs <input type="checkbox"/> easy-to-read text (AAC)





	<ul style="list-style-type: none"><input type="checkbox"/> Braille or relief panel positioned 60-100 cm from the ground<input checked="" type="checkbox"/> The works on display are described in great detail on signs with black writing on a white background<input checked="" type="checkbox"/> Panels also written in English
	
	<p>From the reception area, the museum path can be reached via a ramp 146 cm long, 90 cm wide and 19.2% slope.</p> <p>The rooms on the ground floor and the cloister of the former convent were temporarily not open to visitors, at the time of verification, due to renovation work.</p> <p>The first floor, the beginning of our msueale route, can be reached by elevator (see above). As soon as we leave we find a first room with a large video that explains in detail some of the works present.</p>





The museum of San Matteo is one of the most important museums in Europe in terms of panel painting (from the eleventh to the fifteenth century) and Islamic ceramics (X-XII century), with a complete series of works by the main Pisan and more generally Tuscan masters from the twelfth to the seventeenth century, as well as archaeological and ceramic finds. Extraordinary in particular is the collection of paintings from the Pisan territory of the twelfth and thirteenth centuries.



The works were created by artists of various origins and cultures (Pisans, Arabs, Byzantines, Iberians, Tuscans, Italians, Flemish) especially in the Middle Ages and the Renaissance

The sculptures are made of wood, stone and marble while the paintings are largely yempere on wood

The rooms on the first floor follow one another on three sides of the Cloister following a chronological path that crosses the history of Pisa, with historical events that are intertwined with artistic events.



Madonna del latte by Andrea Pisano



Polyptych of Santa Caterina



Project promoted by



Regione Toscana



Flat paths connecting the rooms



Bust of San Rossore by Donatello (1424-1427)

Project carried out with the contribution of the



Presidenza del
Consiglio dei Ministri
Ministro per la disabilità



Services

Additional elements

Guided tours for groups	YES
Guided tours for individuals	NO
Activities for children and families	NO
Guided tours with trained staff	<input type="checkbox"/> in sign language <input type="checkbox"/> for visitors with reduced mobility <input type="checkbox"/> in Facilitated Language (AAC)
Accessible bookshop	<input type="checkbox"/> not present
Eventual notes	

Toilets for guests with reduced mobility

Number of accessible toilets for guests with reduced mobility	1
Location	On the ground floor
How to access the premises	<input checked="" type="checkbox"/> through the column room, through a door with a short ramp on the inner side
Usable width of the entrance door	Main external door width of more than 90 cm and toilet room door width of 89 cm
Toilet height	50 cm
Toilet seat with open front tooth	YES
Support handles	Missing
Flexible shower on the side of the toilet	YES but only prepared
Free space on the sides of the toilet	left Above 90 cm right 25 cm frontal Above 90 cm
Electric doorbell/telephone	YES





Washbasin with space underneath for wheelchair approach	Above 65 cm
Height from the ground lower edge mirror	Missing mirror
Baby changing table	NO



External and internal door leading to the toilet rooms



Medical practices/healthcare facilities





Hospitals near the property	Cisanello Hospital Emergency Room 050 992300 (it is active from 8.00 in the morning to 01.00 at night, after this time the Emergency Room can be contacted through the switchboard) Toll-free number 800.015877 Switchboard 050.992111 S. Chiara Hospital Via Savi Pisa
Other healthcare facilities	Dialysis services on holiday in the period June – September, with 6 beds (Monday, Wednesday, Friday) in the evening (18.00-24.00) tel. 0039 050 997250 – 997253 – 997256 nefrotrap.pisa@ao-pisa.toscana.it

TESTED BY: [Handy Superabile Social Promotion Association](#) in 2024

